

0.50 mm. FCC/FPC TOP ENTRY ZIF SMT CON.



0513 SERIES. 0.50mm (0.020") Pitch.

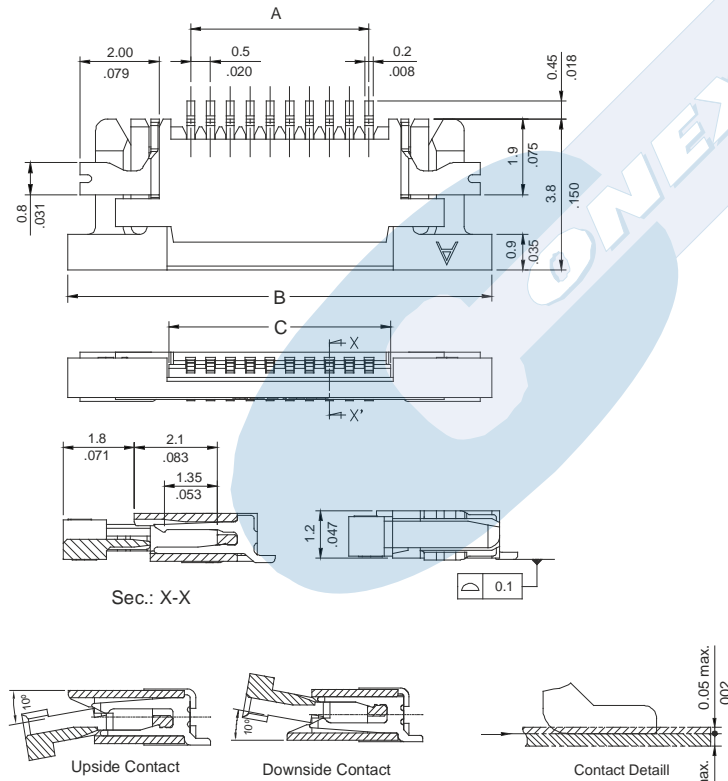
General Features

- Available in 4 through 40 circuits
- Zero insertion force(ZIF) and high retention force
- Accept 0.30 mm thickness FPC
- Easy for FPC installation and reliable operation
- With metal fixed SMT tabs to secure connector on PCB

Materials

- Body: Nylon 46 +40GF UL 94 V-0
- Slider: Nylon 6T+ 30 GF UL 94 V-0
- Contact: Phosphor bronze
- Fixed tab: Brass
- Operating temperature. -40°C to + 85°C
- RoHS compliant

Dimensions




Electrical Features

- Voltage rating: < 50 V
- Current rating: < 0.40 A
- Contact resistance: < 30 mΩ
- Dielectric Withstanding Voltage: 250 V AC/minute
- Insulation Resistance: >100 MΩ

Mechanical Features

- Contact retaining force in insulator: > 0.20
- FPC withdrawal force: > 0.02 Kgf/contact
- Durability: 20 cycles



Ordering Information:

0513 - 2- XX- S- R*
 1 2 3 4

1. Connector Series

2. (T) Contact Plating

- T = 2. Tin plated

3. (XX) Number of circuits

- Available in 5 through 40 circuits

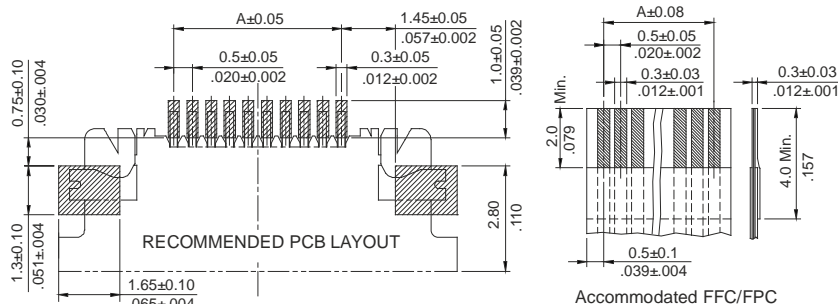
4. (S) Contact Options

- S = 1. Upside Contact
- S = 2. Downside Contact

5. (R*) Packing Options

- For packing in reel add "R" in the end of the Part Number

ACCOMMODATED FFC/FPC



DIMENSIONS:

A = 0.5 x (xx-1)

B = 0.5 x (xx) + 5.70

C = 0.5 x (xx) + 0.60

* (XX) = Circuits (5 through 50)